

Roller Shade
Quick Start Guide



Table of contents

Introduction.....	3
Standard open roll shades (No Headrail Cassette)	
Operation type	5
Custom Made	6
Headrail cassette roller shade.....	10
Design trends in roller shades.....	12
Pricing	
Small/medium system without cassette.....	14
Large system without cassette.....	16
Small headrail cassette - HC1.....	22
Medium headrail cassette - HC2.....	25
Large headrail cassette - HC3.....	28
Surcharges	
Surcharges for Trend Folders	35
Heritage.....	35
Poetry.....	35
Denim.....	36
Color Blocking.....	36



Welcome to the bece roller shade program.

All the in-depth details you may ever need are in our Cost Guide and Style Guide, but we've created this "quick start" guide to help you get going.

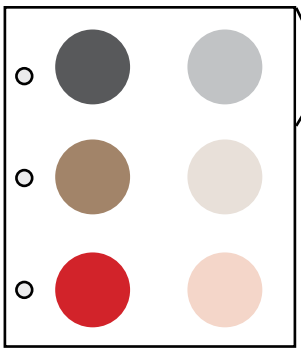
The bece roller shade program is awesome, because:

- Budget Blinds Exclusive! We distribute to no other company, retailer, designer, or box store.
- No other roller shade program has our wide range of fabrics.
- Our decorative add-ons are unique to the industry, and will add to your bottom line and to your reputation as a dealer "above the rest".
- You keep it simple or make it custom. One roller program that has it all!

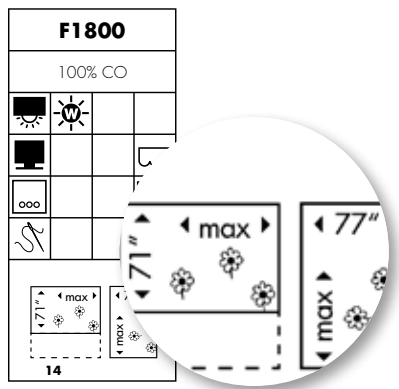
Standard open roll shade (No Headrail Cassette)



1. Choose a fabric from the light filtering or room darkening collection book.



2. Fabrics are grouped by colorway, with flame retardant fabrics (commercial applications) in the final tab.



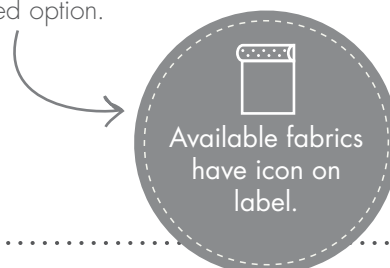
3. Each fabric swatch has a label on the back with important information

- Price Group, ranging from A thru F.
- Icons to show what options can be used on a specific fabric.
- Fabric size – Most shades go to 120" wide. The layout presented in the collection book is the default orientation of patterns presented. Note that many fabrics can be turned, as well. (Refer to the label for maximum widths/heights and turning options.)



4. Valance

- Three colors: white & black painted metal, and brushed aluminum.
- Small or medium roller tubes only.
- See surcharge page for pricing.
- Free fabric-wrapped option.



Operation type



5. Chain Operation

- Standard chain loop: Use the chain loop (or motorized operation) with any decorative bottom edge finishes.
- There are 5 hardware color options: white, off-white, charcoal, black and gray/aluminum (stainless steel chain).
- bece color coordinates the chain and bracket covers to the fabric, unless you specify another color.



6. Motorized Operation

All motorized bece shades are powered by the leading brand, Somfy.

- 12 Volt: battery wand or solar battery (small/medium roller system, 1 1/2" tube).
- 24 Volt: plug-in transformer (small/medium roller system, 1 1/2" tube).
- 110 Volt: standard plug (large system only 2" tube).




7. Cordless operation

The bece cordless operation system is spring operated. All cordless shades come with a color coordinated pull tassel at the bottom.

- Cordless operation system is available with a small or medium roller tube only.
- Bottom edge choices are only: standard sealed bottom rod, fabric wrapped bottom rod (OL2) or brushed aluminum bottom bar (OL3).
- No decorative bottom options available with cordless.

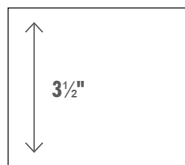
Custom Made

Please refer to the custom made folder in both of the fabric books for custom options. We offer many unique options for both residential and commercial applications. Be creative, put extra profit in your pocket and use the surcharge price chart.



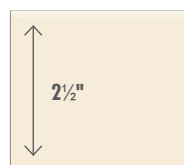
8. Wooden bottom bar

- Most go up to 108" wide.
- Fabric is inserted between two wood slats.
- Available with all fabrics.



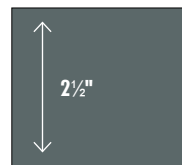
OL5

Glossy white ◀104 3/8"▶



OL9

Cream ◀108 1/4"▶



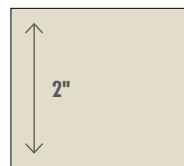
OL13

Charcoal gray ◀108 1/4"▶



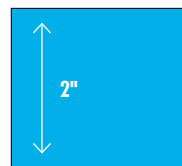
OL6

Black ◀108 1/4"▶




OL10

Beige ◀108 1/4"▶



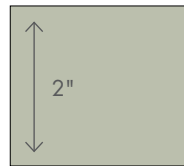
OL14

Blue ◀108 1/4"▶



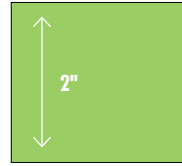
OL7

Glossy black ◀104 3/8"▶



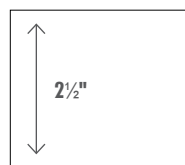
OL11

Leam ◀108 1/4"▶



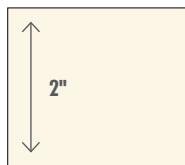
OL15

Green ◀108 1/4"▶




OL4

White ◀104 3/8"▶



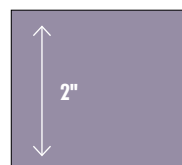
OL8

Offwhite ◀108 1/4"▶



OL12

Scaffolding wood ◀96 1/2"▶




OL16

Lavender ◀108 1/4"▶

9. Decorative stitching

- 24 colors to choose from on the yarn card.
- Maximum width for shades with stitching is 104".
- Four styles of stitching available.




Single stitch (ST1)



Double stitch (ST2)



Blanket stitch (ST3)



Saddle stitch (ST4)

10. Grommets

- Single, triple, continuous evenly spaced, or single with decorative cord.
- Round or square grommets in six colors.

▼ Overview of grommet codes



Aged copper



SS



Brushed silver



Aged silver



Matte black



Metallic gray

	1 grommet	1 grommet with cord	3 grommet	Single row
	R11	RT11	R31	R01
	R12	RT12	R32	R02
	R13	RT13	R33	R03
	R14	RT14	R34	R04
	R15	RT15	R35	R05
	R16	RT16	R36	R06



Aged copper



SS



Brushed silver



Aged silver



Matte black



Metallic gray

	1 grommet	1 grommet with cord	3 grommets	Single row
	VR11	VT11	VR31	VR01
	VR12	VT12	VR32	VR02
	VR13	VT13	VR33	VR03
	VR14	VT14	VR34	VR04
	VR15	VT15	VR35	VR05
	VR16	VT16	VR36	VR06

11. Scalloped edge

- Five edge patterns.
- Braid (gimp) trim is color coordinated to the fabric, unless you indicate differently.
- 30 colors of braid (gimp) trim, applied to both front and back of shade.
- See "scallop" icon on the back of fabric swatch for availability.




Scallop styles

▼ Scalloped edge with braid trim



S1
A = 8"; B = 2 7/8"; C = 1 1/4"



S2
A = 7 7/8"; B = 1 1/2"



S3
A = 7 1/4"; B = 1"



S4
A = 14 1/8"; B = 1 3/8"



S5
A = 14 1/8"; B = 1 3/8"



Headrail cassette roller shade

1. Choose your fabric: Light Filtering or Room Darkening.



2. Choose a cassette size. There are three options: small (HC1), medium (HC2,) and large (HC3).



HC1 = small headrail cassette
2 $\frac{1}{2}$ " x 2 $\frac{1}{8}$ "



HC2 = medium headrail cassette
3" x 3"



HC3 = large headrail cassette
4 $\frac{1}{2}$ " x 4 $\frac{3}{4}$ "

- Available in white or brushed aluminum.
- Cassette system has a specially designed bottom bar which goes up into the cassette.
- No decorative bottom edge options available.
- Fabric roll thickness determines the size of the cassette needed. Cross reference the icon on the back of the fabric (H1, H2, H3, H4) with the chart below.
- Headrail Cassette shades have their own price charts. See pages 22-33.
- "Fabric wrapped" available.




► Model

	Small headrail cassette HC1	Medium headrail cassette HC2	Large headrail cassette HC3	Roller shade for vinyl and aluminum frames HC4	Roller shade with window screen HC5
H₁	Roller shades up to 63" height	Roller shades up to 78" height	Roller shades up to 157" height	Roller shades up to 55" height	Roller shades up to 47" height
H₂	Roller shades up to 71" height	Roller shades up to 86" height	Roller shades up to 157" height	Roller shades up to 63" height	Roller shades up to 55" height
H₃	Roller shades up to 86" height	Roller shades up to 114" height	Roller shades up to 157" height	Roller shades up to 67" height	Roller shades up to 63" height
H₄	Roller shades up to 114" height	Roller shades up to 118" height	Roller shades up to 157" height	Roller shades up to 71" height	Roller shades up to 71" height

► Headrail cassette height

Table of headrail cassette heights




3. Side guides

Side guides create a room darkening effect when paired with room darkening fabrics. No light leaks at sides or top, and brush gasket is attached to bottom rail for light block. Side guide pricing can be found on headrail cassette pricing charts, beginning on page 22.



- Available in white or brushed aluminum to match cassette.
- Chain is color coordinated to the color of the cassette, unless you indicate differently.
- Operation options are chain loop or motorized only – no cordless.

Design trends in roller shades



Custom creations from the designers at bece. Exclusive to Budget Blinds in North America!

Four themes with a unique look and feel!

- Chain loop lift or motorization only – no cordless option.
 - Available with snap-on valance.
 - Standard open roll system only – no cassette option.
 - Please note that that all shades from the trend folder have various max widths.
 - What you see is what you get!
 - Decorative options are specifically listed for each design.
 - Fabrics are pre-chosen for each style in each trend folder. No substitutions.
 - See surcharges for these roller shades on page 35.
-